

Signify Classified - Internal
Cooper Lighting Solutions Photometric Lab
1121 Highway 74 South
Peachtree City, GA 30269



Scaled data based on original data using
LM-79-08 Approved Method: Electrical and Photometric Measurements of Solid-
State Lighting Products

Test Report Prepared for
Cooper Lighting Solutions
(formerly Eaton)

Brand: INVUE

Report Number: P868591

Luminaire Tested: **EMM2-HTN-SA3B-722-U-T4W**

Issue Date: 08/22/2024



Test Information

Test Method: LM-79-08
Report Number: P868591
Test Lab: INNOVATION CENTER(G3)
Issue Date: 08/22/2024
Manufacturer: COOPER LIGHTING SOLUTIONS (FORMERLY EATON)
Product Line: INVUE
Catalog Number: EMM2-HTN-SA3B-722-U-T4W
Description: EPIC MODERN TALL HOUSING DISCRETE LED ARRAYS 150W 70CRI 2200K
FIXTURE w/ TYPE IV WIDE DISTRIBUTION OPTIC
Light Source: (30) 2200K CCT, 70 CRI LEDS
Ballast/Driver: ELECTRONIC DRIVER

Summary

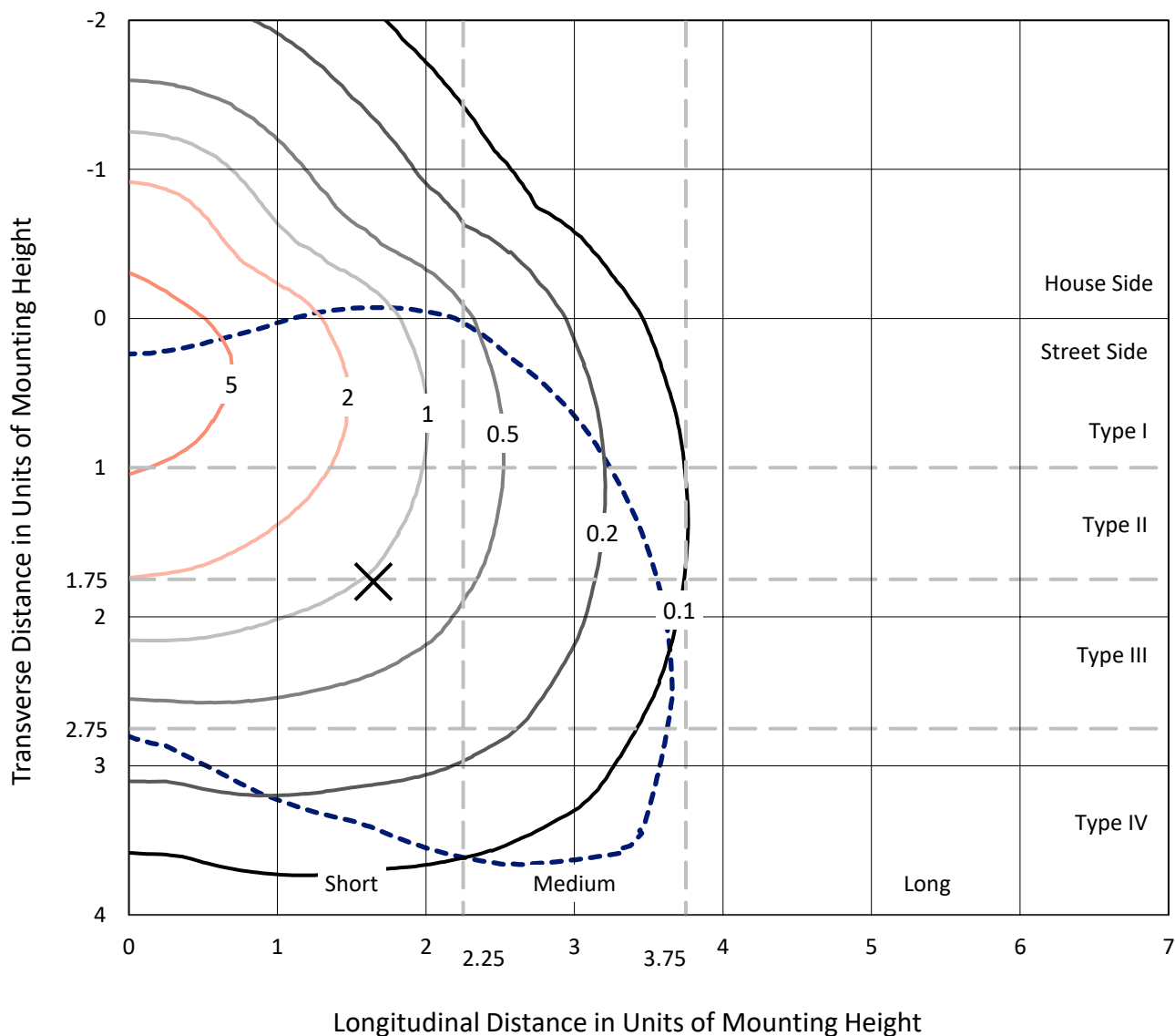
Lumens per Lamp: N/A
Luminaire Lumens: 16169.7 lumens
Efficiency: N/A
Efficacy: 120.7 lumens/watt
Luminous Opening: Rectangular (W 1' x L: 0.33' x H: 0')
IES Classification: Type IV - Short
BUG Rating: B3 - U0 - G3

Input Watts (W): 134
Input Voltage (V): 120
Input Current (A_{in}): NR
Voltage Rise (V): NR
Power Factor: 0.99
Total Harmonic Distortion (THDi): 6.70%
Frequency (hertz): 60
Stabilization Time: NR
Operation Time: NR
Ambient Temperature (°C): NR
Test Distance: 24 FT

REPORT NUMBER: P868591
 CATALOG NUMBER: EMM2-HTN-SA3B-722-U-T4W

Iso-Footcandle Lines of Horizontal Illumination

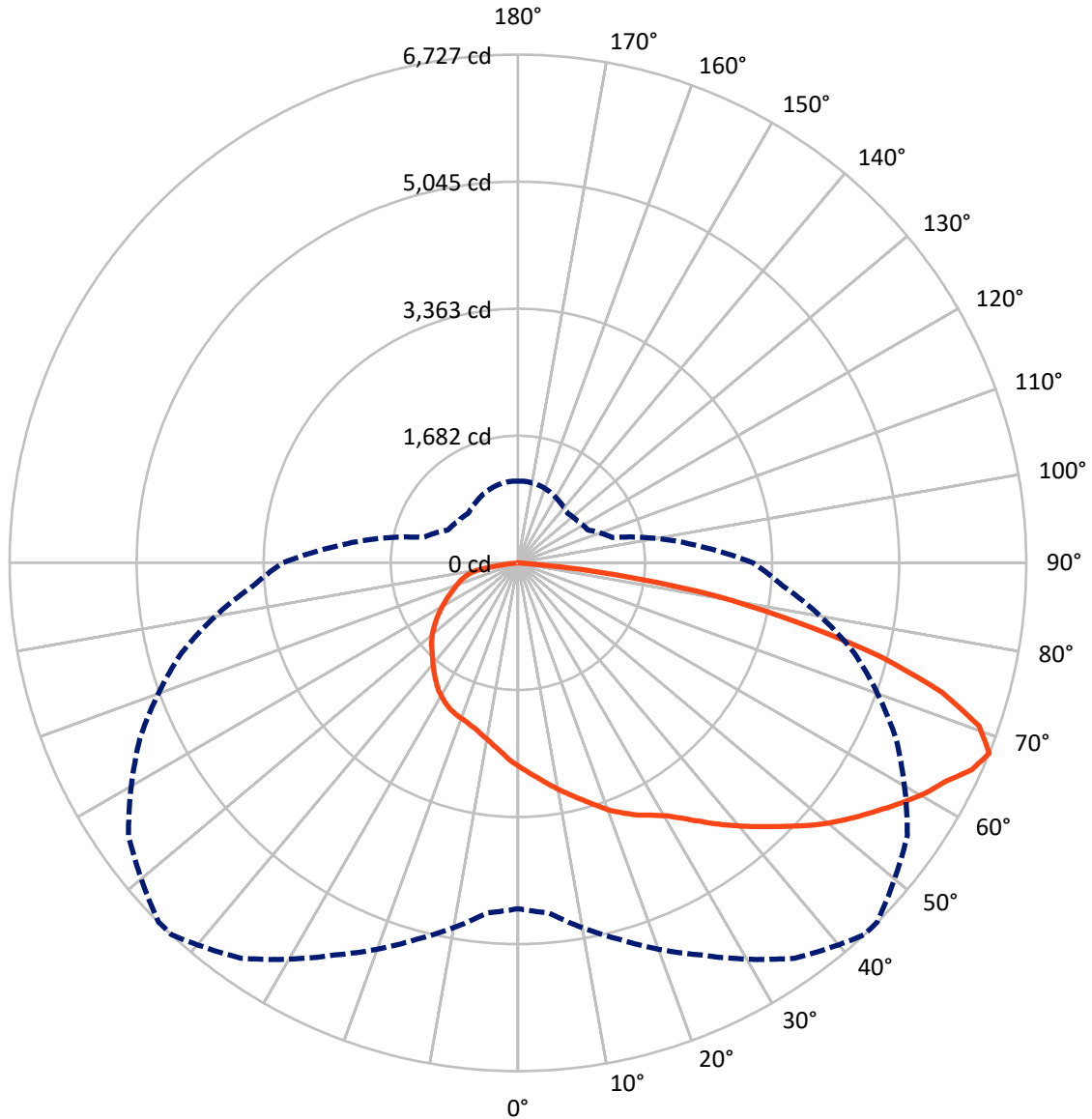
✕ Max cd
 - - - 1/2 Max cd



Based on 20 foot mounting height. Maximum calculated value = 7.7 fc
 Type IV - Short - N/A

REPORT NUMBER: P868591
CATALOG NUMBER: EMM2-HTN-SA3B-722-U-T4W

Luminous Intensity Polar Plot



— Vertical Plane Through 43-Deg Lateral - - - Horizontal Cone Through 67.5-Deg Vertical

REPORT NUMBER: P868591
 CATALOG NUMBER: EMM2-HTN-SA3B-722-U-T4W

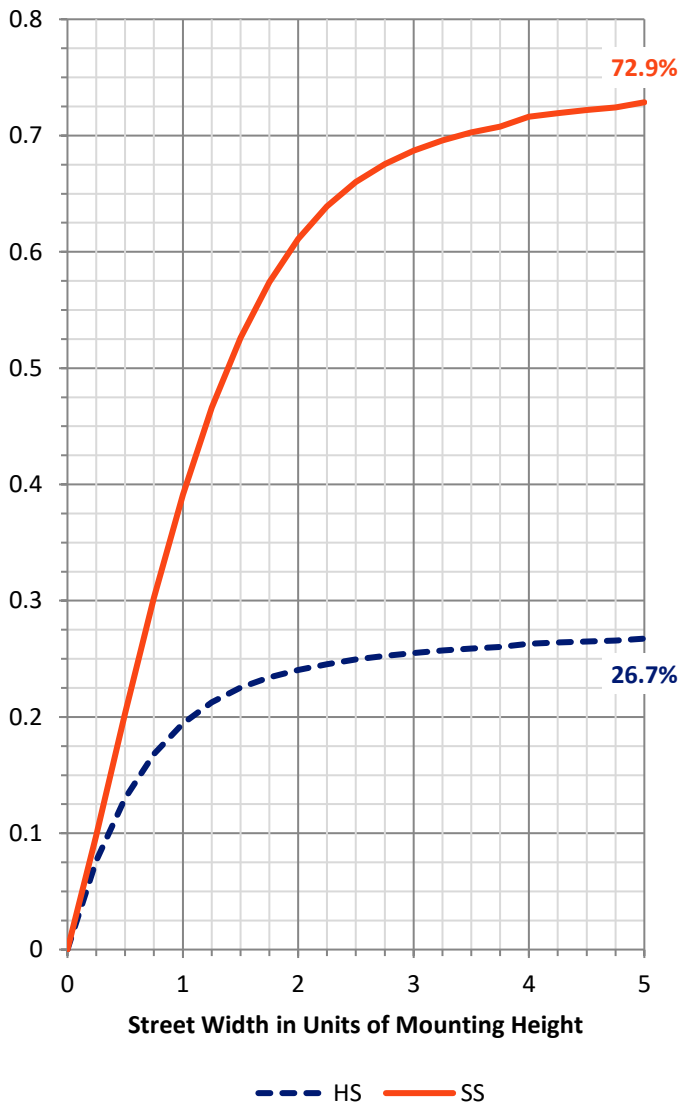
FLUX DISTRIBUTION:

		Downward	Upward	Total
House Side	Lumens	4349.7	0.0	4349.7
	% Fixture	26.9	0.0	26.9
Street Side	Lumens	11820.0	0.0	11820.0
	% Fixture	73.1	0.0	73.1
Total	Lumens	16169.7	0.0	16169.7
	% Fixture	100.0	0.0	100.0

Coefficient of Utilization

ZONAL LUMENS:

Zone	Lumens	% Fixture
0°-10°	258.3	1.6
10°-20°	788.9	4.9
20°-30°	1345.9	8.3
30°-40°	1963.0	12.1
40°-50°	2637.1	16.3
50°-60°	3228.2	20.0
60°-70°	3397.5	21.0
70°-80°	2218.1	13.7
80°-90°	332.7	2.1
90°-100°	0.0	0.0
100°-110°	0.0	0.0
110°-120°	0.0	0.0
120°-130°	0.0	0.0
130°-140°	0.0	0.0
140°-150°	0.0	0.0
150°-160°	0.0	0.0
160°-170°	0.0	0.0
170°-180°	0.0	0.0
0°-90°	16169.7	100.0
0°-180°	16169.7	100.0



REPORT NUMBER: P868591

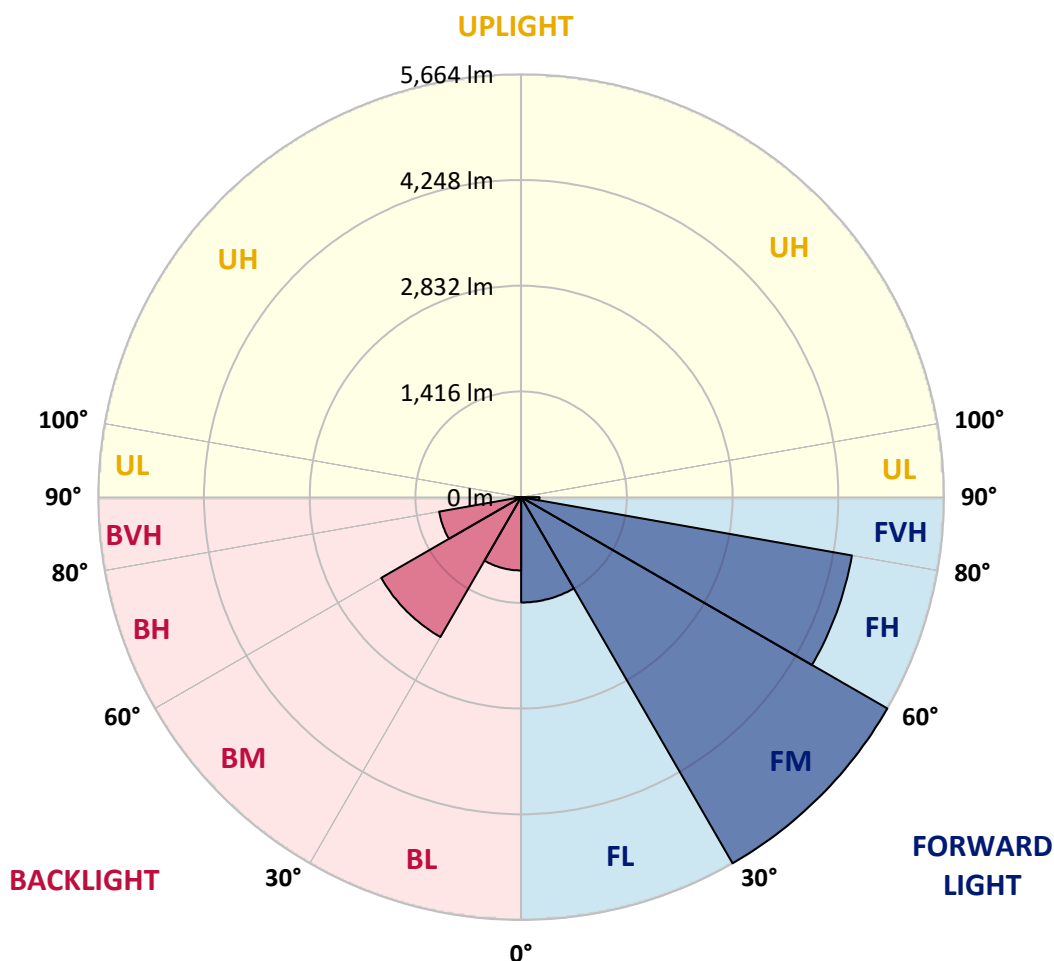
CATALOG NUMBER: EMM2-HTN-SA3B-722-U-T4W

LUMINAIRE CLASSIFICATION SYSTEM LUMEN TABLE AND BUG RATING:

Zone	Lumens	% Fixture	Zone Rating/Lumen Limit		
			B	U	G
FL (0°-30°)	1411.1	8.7			
FM (30°-60°)	5664.1	35.0			
FH (60°-80°)	4499.3	27.8			G2/5000
FVH (80°-90°)	245.5	1.5			G3/500
BL (0°-30°)	982.0	6.1	B2/1000		
BM (30°-60°)	2164.2	13.4	B2/2500		
BH (60°-80°)	1116.3	6.9	B3/2500		G3/2500
BVH (80°-90°)	87.2	0.5			G1/100
UL (90°-100°)	0.0	0.0		U0/0	
UH (100°-180°)	0.0	0.0		U0/0	

BUG Rating: B3-U0-G3

Type IV Short





REPORT NUMBER: P868591

CATALOG NUMBER: EMM2-HTN-SA3B-722-U-T4W

CANDELA DISTRIBUTION (FULL):

	0°	5°	15°	25°	35°	43°	45°	55°	65°	75°	85°
0°	2699.2	2699.2	2699.2	2699.2	2699.2	2699.2	2699.2	2699.2	2699.2	2699.2	2699.2
2.5°	2823.5	2820.3	2810.4	2803.9	2784.3	2781.0	2781.0	2761.4	2738.5	2725.4	2712.3
5°	2951.1	2934.8	2928.2	2915.1	2882.4	2862.8	2869.3	2833.4	2787.5	2754.8	2718.8
7.5°	3065.6	3059.1	3036.2	3019.8	2980.6	2960.9	2954.4	2898.8	2839.9	2790.8	2731.9
10°	3203.1	3186.7	3173.6	3140.9	3088.5	3059.1	3049.3	2977.3	2902.1	2836.6	2758.1
12.5°	3327.4	3307.8	3291.4	3258.7	3206.3	3157.3	3144.2	3062.4	2967.5	2879.2	2781.0
15°	3422.3	3425.5	3409.2	3379.7	3320.8	3262.0	3252.1	3144.2	3029.7	2921.7	2803.9
17.5°	3510.6	3523.7	3513.9	3494.2	3435.4	3376.5	3366.6	3245.6	3108.2	2970.8	2830.1
20°	3595.7	3595.7	3592.4	3579.3	3536.8	3497.5	3477.9	3356.8	3183.4	3023.1	2866.1
22.5°	3644.7	3657.8	3657.8	3657.8	3631.7	3598.9	3592.4	3474.6	3284.9	3088.5	2898.8
25°	3720.0	3736.4	3736.4	3729.8	3706.9	3697.1	3687.3	3576.0	3383.0	3163.8	2934.8
27.5°	3880.3	3877.0	3850.9	3818.2	3785.4	3782.2	3769.1	3690.6	3497.5	3245.6	2983.9
30°	4102.8	4109.3	4076.6	3975.2	3899.9	3883.6	3886.9	3818.2	3631.7	3340.5	3039.5
32.5°	4443.1	4443.1	4315.5	4184.6	4076.6	4034.1	4024.3	3965.4	3769.1	3445.2	3101.6
35°	4698.3	4688.4	4616.5	4462.7	4328.5	4207.5	4191.1	4112.6	3922.8	3563.0	3170.3
37.5°	4891.3	4910.9	4855.3	4737.5	4606.6	4397.3	4364.5	4253.3	4063.5	3677.5	3239.0
40°	5264.3	5215.2	5081.1	4973.1	4816.0	4583.7	4554.3	4416.9	4207.5	3805.1	3324.1
42.5°	5535.8	5467.1	5313.3	5169.4	4973.1	4770.2	4744.1	4593.6	4374.4	3949.0	3412.5
45°	5925.2	5771.4	5558.7	5431.1	5153.0	4973.1	4940.4	4776.8	4547.8	4102.8	3523.7
47.5°	6301.4	6033.1	5807.4	5748.5	5349.3	5192.3	5166.1	4976.4	4734.2	4269.7	3631.7
50°	6252.3	6075.7	6000.4	5944.8	5519.5	5398.4	5372.2	5179.2	4924.0	4446.3	3739.6
52.5°	6128.0	6144.4	6147.7	6013.5	5679.8	5591.5	5565.3	5398.4	5120.3	4600.1	3844.3
55°	6258.9	6278.5	6275.2	6072.4	5866.3	5784.5	5768.1	5620.9	5310.1	4744.1	3919.6
57.5°	6458.5	6393.0	6383.2	6219.6	6065.9	5990.6	5971.0	5843.4	5470.4	4848.8	3978.5
60°	6494.5	6363.6	6406.1	6252.3	6216.4	6193.5	6186.9	6036.4	5620.9	4933.8	4001.4
62.5°	6092.0	6069.1	6236.0	6173.8	6294.9	6360.3	6363.6	6173.8	5702.7	4966.5	3978.5
65°	5405.0	5496.6	5856.5	6036.4	6412.7	6599.2	6592.6	6255.6	5692.9	4871.7	3837.8
67.5°	4577.2	4649.2	5156.3	5725.6	6386.5	6726.8	6723.5	6291.6	5522.7	4609.9	3520.4
70°	3471.3	3697.1	4416.9	5166.1	6033.1	6474.8	6530.4	6088.8	5133.4	4132.2	3039.5
72.5°	2640.3	2676.3	3546.6	4331.8	5401.7	5876.1	5866.3	5440.9	4482.3	3481.2	2532.3
75°	1874.7	1953.2	2669.8	3356.8	4426.7	4953.5	4930.6	4462.7	3576.0	2709.0	1936.9
77.5°	1397.0	1426.5	1953.2	2489.8	3311.0	3785.4	3775.6	3297.9	2630.5	1989.2	1442.8
80°	1020.8	1069.9	1406.9	1737.3	2244.4	2653.4	2640.3	2188.8	1688.2	1390.5	1053.5
82.5°	572.6	608.5	817.9	1050.2	1184.4	1312.0	1256.4	1050.2	768.9	598.7	516.9
85°	16.4	19.6	29.4	36.0	62.2	104.7	114.5	101.4	121.1	75.3	81.8
87.5°	6.5	6.5	6.5	6.5	6.5	9.8	9.8	9.8	9.8	9.8	9.8
90°	0.0	0.0	0.0	0.0	0.0	0.0	0.0	0.0	0.0	0.0	0.0



REPORT NUMBER: P868591

CATALOG NUMBER: EMM2-HTN-SA3B-722-U-T4W

CANDELA DISTRIBUTION (continued):

	90°	95°	105°	115°	125°	135°	145°	155°	165°	175°	180°
0°	2699.2	2699.2	2699.2	2699.2	2699.2	2699.2	2699.2	2699.2	2699.2	2699.2	2699.2
2.5°	2705.8	2692.7	2666.5	2650.1	2640.3	2627.2	2607.6	2594.5	2584.7	2597.8	2594.5
5°	2702.5	2676.3	2630.5	2597.8	2565.1	2538.9	2509.4	2486.5	2473.5	2480.0	2476.7
7.5°	2702.5	2669.8	2597.8	2545.4	2496.4	2457.1	2424.4	2394.9	2381.8	2385.1	2381.8
10°	2715.6	2669.8	2574.9	2499.6	2434.2	2388.4	2352.4	2326.2	2316.4	2326.2	2329.5
12.5°	2728.7	2669.8	2555.3	2460.4	2375.3	2326.2	2293.5	2277.1	2283.7	2287.0	2290.2
15°	2735.2	2666.5	2535.6	2414.6	2319.7	2267.3	2247.7	2244.4	2260.8	2277.1	2280.4
17.5°	2751.6	2663.2	2506.2	2368.8	2270.6	2228.1	2218.3	2231.3	2264.1	2287.0	2293.5
20°	2771.2	2669.8	2473.5	2313.1	2221.5	2188.8	2205.2	2234.6	2273.9	2306.6	2313.1
22.5°	2790.8	2673.0	2444.0	2264.1	2169.2	2162.6	2198.6	2241.2	2287.0	2319.7	2326.2
25°	2813.7	2673.0	2404.7	2201.9	2116.8	2126.6	2182.3	2237.9	2280.4	2323.0	2329.5
27.5°	2836.6	2679.6	2362.2	2133.2	2051.4	2080.8	2149.6	2218.3	2264.1	2306.6	2316.4
30°	2875.9	2692.7	2326.2	2074.3	1986.0	2025.2	2107.0	2185.5	2234.6	2280.4	2290.2
32.5°	2915.1	2712.3	2296.8	2012.1	1920.5	1966.3	2057.9	2146.3	2198.6	2241.2	2247.7
35°	2967.5	2738.5	2273.9	1950.0	1855.1	1891.1	1989.2	2087.4	2146.3	2179.0	2195.4
37.5°	3023.1	2774.5	2254.2	1894.4	1783.1	1815.8	1920.5	2025.2	2087.4	2120.1	2126.6
40°	3091.8	2823.5	2241.2	1842.0	1714.4	1740.6	1845.3	1959.8	2018.7	2041.6	2054.7
42.5°	3167.1	2875.9	2231.3	1789.7	1639.2	1665.3	1776.6	1887.8	1946.7	1966.3	1976.1
45°	3262.0	2944.6	2224.8	1734.0	1577.0	1599.9	1711.1	1822.4	1871.5	1897.6	1907.4
47.5°	3350.3	3013.3	2205.2	1668.6	1508.3	1541.0	1642.4	1740.6	1796.2	1812.6	1822.4
50°	3438.6	3072.2	2165.9	1596.6	1446.1	1475.6	1567.2	1639.2	1681.7	1701.3	1707.9
52.5°	3523.7	3114.7	2103.7	1521.4	1380.7	1400.3	1475.6	1544.3	1573.7	1580.3	1599.9
55°	3579.3	3137.6	2015.4	1433.0	1315.3	1321.8	1377.4	1439.6	1455.9	1459.2	1459.2
57.5°	3618.6	3124.5	1910.7	1344.7	1249.8	1249.8	1282.5	1331.6	1338.2	1341.4	1348.0
60°	3625.1	3078.7	1776.6	1262.9	1177.8	1168.0	1200.7	1230.2	1233.5	1240.0	1246.5
62.5°	3576.0	2977.3	1632.6	1184.4	1109.1	1086.2	1115.7	1145.1	1161.5	1171.3	1177.8
65°	3425.5	2771.2	1469.0	1105.9	1043.7	1004.4	1040.4	1089.5	1122.2	1125.5	1125.5
67.5°	3111.5	2437.5	1295.6	1024.1	965.2	929.2	975.0	1027.3	1066.6	1083.0	1079.7
70°	2637.0	2067.8	1135.3	939.0	886.6	863.7	912.8	971.7	1004.4	1017.5	1024.1
72.5°	2123.4	1655.5	994.6	853.9	817.9	804.9	853.9	912.8	958.6	978.3	981.5
75°	1652.2	1302.2	876.8	765.6	736.1	739.4	791.8	850.7	899.7	909.6	880.1
77.5°	1282.5	1037.2	765.6	660.9	644.5	667.4	719.8	782.0	811.4	821.2	801.6
80°	925.9	795.0	618.4	520.2	520.2	556.2	602.0	674.0	683.8	670.7	677.3
82.5°	438.4	386.1	304.3	251.9	235.6	261.7	278.1	301.0	327.2	333.7	317.4
85°	58.9	39.3	29.4	32.7	29.4	19.6	13.1	13.1	13.1	9.8	9.8
87.5°	9.8	9.8	6.5	6.5	6.5	6.5	6.5	6.5	3.3	3.3	3.3
90°	0.0	0.0	0.0	0.0	0.0	0.0	0.0	0.0	0.0	0.0	0.0

LM-79-2019: Approved Method: Electrical and Photometric Measurements of Solid-State Lighting Products

Report Prepared for

Cooper Lighting Solutions

Streetworks

Report Number: SP1-2407-157-2

Test Date: 08/07/2024

Luminaire Tested: MEM2-HTN-SA-40-722-U-5WQ-2

Data in this report applies to families of products including MEM2-HTN-SA-40-722-U-5WQ-2

Test Information

Test Method: LM-79-2019
 Report Number: SP1-2407-157-2
 Test Lab: COOPER LIGHTING SOLUTIONS
 Photometer: SP1 - 76IN SPHERE
 Measurement Geometry: 4π
 Issue Date: 08/20/2024
 Manufacturer: COOPER LIGHTING SOLUTIONS
 Product Line: Streetworks
 Catalog Number: **MEM2-HTN-SA-40-722-U-5WQ-2**
 Description: Epic Modern Light Square 40W 5WQ Optic and Flare Trim

Spectral Parameters

CCT (K): 2253
 CIE u': 0.2868
 CIE v': 0.5332
 Duv: -0.0014
 CIE x: 0.4974
 CIE y: 0.4110
 CIE z: 0.0915
 Peak Wavelength (nm): 603
 Dominant Wavelength (nm): 587
 Purity: 72.69432
 Rf: 76.9
 Rg: 92.7

CRI (Ra): 70.6
 R1: 68.4
 R2: 88.7
 R3: 85.4
 R4: 63.5
 R5: 69.0
 R6: 88.9
 R7: 68.5
 R8: 32.0
 R9: -36.0
 R10: 78.2
 R11: 61.0
 R12: 74.2
 R13: 72.8
 R14: 92.2
 R15: 58.0



Test Conditions

Stabilization Time: 29M
 Operation Time: 1H 29M
 Sphere Temperature (°C): 24.1

REPORT NUMBER: SP1-2407-157-2

Measurement and Test Equipment			
Instrument	Identification Number	Calibration Date	Calibration Due Date
Photometer	IN0058	6/18/2024	12/18/2024
Power Meter	INXT2011004	2/8/2024	2/8/2025
AC Power Source	IN0063	10/24/2023	10/24/2024
DC Power Source	IN0208	10/24/2023	10/24/2024
Sphere Thermometer	IN0085	10/24/2023	10/24/2024
Room Thermometer	IN0046	10/24/2023	10/24/2024

REPORT NUMBER: SP1-2407-157-2

CIE 1931 Chromaticity Diagram



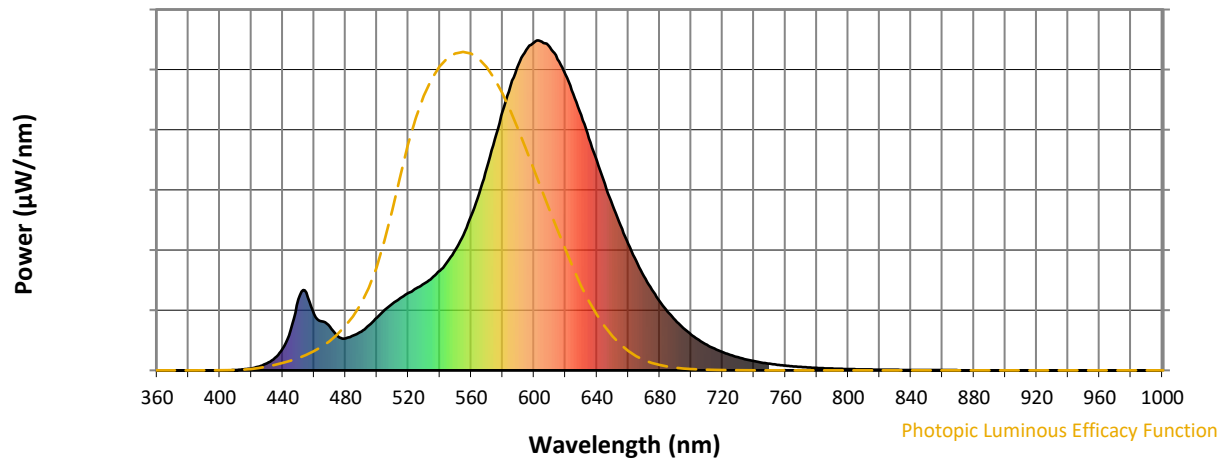
CIE 1931 Chromaticity Diagram with 2017 ANSI 7-Step and 4-Step Quadrangles



Point lies inside the ANSI 2200K 4-step quadrangle

REPORT NUMBER: SP1-2407-157-2

Photopic Flux vs. Wavelength



Photopic Lumens: NR

λ (nm)	Power W [^] /nm	Lumens (ϕ /nm)	λ (nm)	Power W [^] /nm	Lumens (ϕ /nm)	λ (nm)	Power W [^] /nm	Lumens (ϕ /nm)	λ (nm)	Power W [^] /nm	Lumens (ϕ /nm)	λ (nm)	Power W [^] /nm	Lumens (ϕ /nm)
360	0	NR	490	117	NR	620	896	NR	750	20	NR	880	0	NR
365	0	NR	495	137	NR	625	838	NR	755	17	NR	885	0	NR
370	0	NR	500	160	NR	630	774	NR	760	14	NR	890	0	NR
375	0	NR	505	183	NR	635	704	NR	765	12	NR	895	0	NR
380	0	NR	510	202	NR	640	635	NR	770	10	NR	900	0	NR
385	0	NR	515	219	NR	645	565	NR	775	9	NR	905	0	NR
390	0	NR	520	235	NR	650	501	NR	780	7	NR	910	0	NR
395	0	NR	525	249	NR	655	440	NR	785	6	NR	915	0	NR
400	0	NR	530	263	NR	660	383	NR	790	5	NR	920	0	NR
405	0	NR	535	281	NR	665	332	NR	795	5	NR	925	0	NR
410	1	NR	540	302	NR	670	286	NR	800	4	NR	930	0	NR
415	3	NR	545	331	NR	675	245	NR	805	3	NR	935	0	NR
420	6	NR	550	366	NR	680	210	NR	810	3	NR	940	0	NR
425	12	NR	555	411	NR	685	178	NR	815	3	NR	945	0	NR
430	21	NR	560	469	NR	690	152	NR	820	2	NR	950	0	NR
435	38	NR	565	536	NR	695	129	NR	825	2	NR	955	0	NR
440	66	NR	570	614	NR	700	109	NR	830	2	NR	960	0	NR
445	122	NR	575	701	NR	705	92	NR	835	1	NR	965	0	NR
450	215	NR	580	785	NR	710	77	NR	840	1	NR	970	0	NR
455	236	NR	585	863	NR	715	66	NR	845	1	NR	975	0	NR
460	170	NR	590	928	NR	720	55	NR	850	1	NR	980	0	NR
465	148	NR	595	971	NR	725	47	NR	855	1	NR	985	0	NR
470	132	NR	600	994	NR	730	40	NR	860	1	NR	990	0	NR
475	104	NR	605	996	NR	735	33	NR	865	1	NR	995	0	NR
480	97	NR	610	979	NR	740	28	NR	870	1	NR	1000	0	NR
485	105	NR	615	943	NR	745	24	NR	875	0	NR			

REPORT NUMBER: SP1-2407-157-2

Scotopic Flux vs. Wavelength



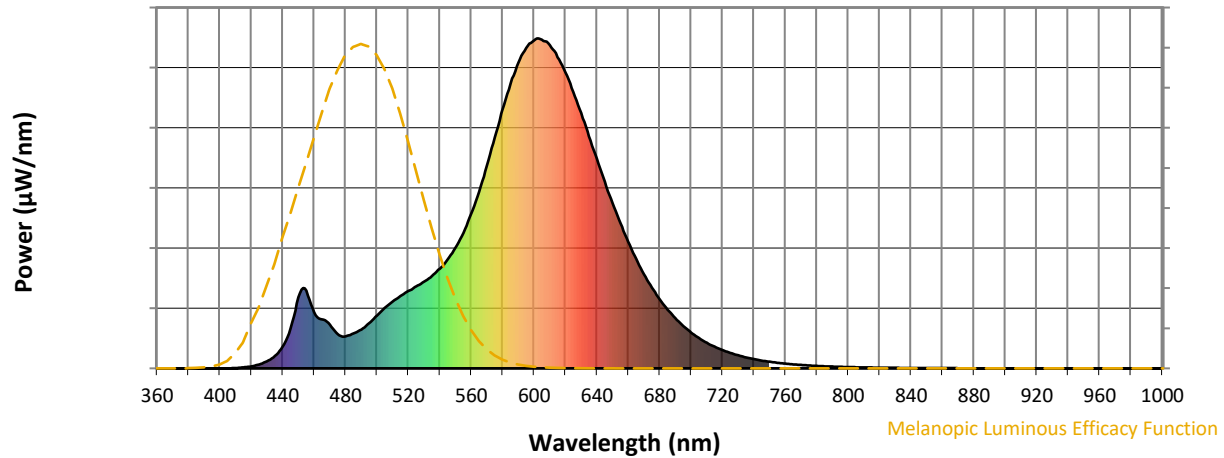
Scotopic Lumens: NR

S/P: 0.96

λ (nm)	Power W [^] /nm	Lumens (φ/nm)	λ (nm)	Power W [^] /nm	Lumens (φ/nm)	λ (nm)	Power W [^] /nm	Lumens (φ/nm)	λ (nm)	Power W [^] /nm	Lumens (φ/nm)	λ (nm)	Power W [^] /nm	Lumens (φ/nm)
360	0	NR	490	117	NR	620	896	NR	750	20	NR	880	0	NR
365	0	NR	495	137	NR	625	838	NR	755	17	NR	885	0	NR
370	0	NR	500	160	NR	630	774	NR	760	14	NR	890	0	NR
375	0	NR	505	183	NR	635	704	NR	765	12	NR	895	0	NR
380	0	NR	510	202	NR	640	635	NR	770	10	NR	900	0	NR
385	0	NR	515	219	NR	645	565	NR	775	9	NR	905	0	NR
390	0	NR	520	235	NR	650	501	NR	780	7	NR	910	0	NR
395	0	NR	525	249	NR	655	440	NR	785	6	NR	915	0	NR
400	0	NR	530	263	NR	660	383	NR	790	5	NR	920	0	NR
405	0	NR	535	281	NR	665	332	NR	795	5	NR	925	0	NR
410	1	NR	540	302	NR	670	286	NR	800	4	NR	930	0	NR
415	3	NR	545	331	NR	675	245	NR	805	3	NR	935	0	NR
420	6	NR	550	366	NR	680	210	NR	810	3	NR	940	0	NR
425	12	NR	555	411	NR	685	178	NR	815	3	NR	945	0	NR
430	21	NR	560	469	NR	690	152	NR	820	2	NR	950	0	NR
435	38	NR	565	536	NR	695	129	NR	825	2	NR	955	0	NR
440	66	NR	570	614	NR	700	109	NR	830	2	NR	960	0	NR
445	122	NR	575	701	NR	705	92	NR	835	1	NR	965	0	NR
450	215	NR	580	785	NR	710	77	NR	840	1	NR	970	0	NR
455	236	NR	585	863	NR	715	66	NR	845	1	NR	975	0	NR
460	170	NR	590	928	NR	720	55	NR	850	1	NR	980	0	NR
465	148	NR	595	971	NR	725	47	NR	855	1	NR	985	0	NR
470	132	NR	600	994	NR	730	40	NR	860	1	NR	990	0	NR
475	104	NR	605	996	NR	735	33	NR	865	1	NR	995	0	NR
480	97	NR	610	979	NR	740	28	NR	870	1	NR	1000	0	NR
485	105	NR	615	943	NR	745	24	NR	875	0	NR			

REPORT NUMBER: SP1-2407-157-2

Melanopic Flux vs. Wavelength



Melanopic Lumens: NR

M/P: 1.71

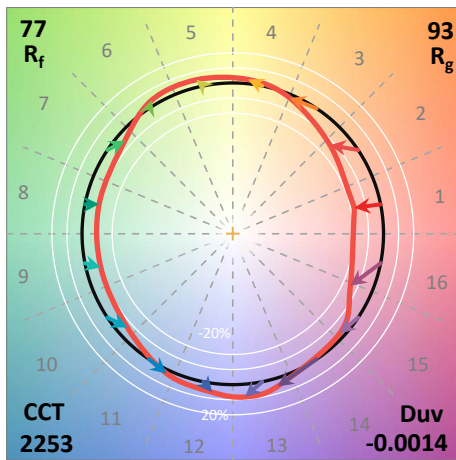
λ (nm)	Power W ² /nm	Lumens (φ/nm)	λ (nm)	Power W ² /nm	Lumens (φ/nm)	λ (nm)	Power W ² /nm	Lumens (φ/nm)	λ (nm)	Power W ² /nm	Lumens (φ/nm)	λ (nm)	Power W ² /nm	Lumens (φ/nm)
360	0	NR	490	117	NR	620	896	NR	750	20	NR	880	0	NR
365	0	NR	495	137	NR	625	838	NR	755	17	NR	885	0	NR
370	0	NR	500	160	NR	630	774	NR	760	14	NR	890	0	NR
375	0	NR	505	183	NR	635	704	NR	765	12	NR	895	0	NR
380	0	NR	510	202	NR	640	635	NR	770	10	NR	900	0	NR
385	0	NR	515	219	NR	645	565	NR	775	9	NR	905	0	NR
390	0	NR	520	235	NR	650	501	NR	780	7	NR	910	0	NR
395	0	NR	525	249	NR	655	440	NR	785	6	NR	915	0	NR
400	0	NR	530	263	NR	660	383	NR	790	5	NR	920	0	NR
405	0	NR	535	281	NR	665	332	NR	795	5	NR	925	0	NR
410	1	NR	540	302	NR	670	286	NR	800	4	NR	930	0	NR
415	3	NR	545	331	NR	675	245	NR	805	3	NR	935	0	NR
420	6	NR	550	366	NR	680	210	NR	810	3	NR	940	0	NR
425	12	NR	555	411	NR	685	178	NR	815	3	NR	945	0	NR
430	21	NR	560	469	NR	690	152	NR	820	2	NR	950	0	NR
435	38	NR	565	536	NR	695	129	NR	825	2	NR	955	0	NR
440	66	NR	570	614	NR	700	109	NR	830	2	NR	960	0	NR
445	122	NR	575	701	NR	705	92	NR	835	1	NR	965	0	NR
450	215	NR	580	785	NR	710	77	NR	840	1	NR	970	0	NR
455	236	NR	585	863	NR	715	66	NR	845	1	NR	975	0	NR
460	170	NR	590	928	NR	720	55	NR	850	1	NR	980	0	NR
465	148	NR	595	971	NR	725	47	NR	855	1	NR	985	0	NR
470	132	NR	600	994	NR	730	40	NR	860	1	NR	990	0	NR
475	104	NR	605	996	NR	735	33	NR	865	1	NR	995	0	NR
480	97	NR	610	979	NR	740	28	NR	870	1	NR	1000	0	NR
485	105	NR	615	943	NR	745	24	NR	875	0	NR			

Summary

$R_f = 76.9$
 $R_g = 92.7$
 CIE $R_a = 70.6$
 $R_9 = -36.0$



Color Vector Graphics



Individual Sample Fidelity Index ($R_{f,i}$)

CES01 = 87	CES26 = 76	CES51 = 88	CES76 = 78
CES02 = 65	CES27 = 94	CES52 = 85	CES77 = 75
CES03 = 32	CES28 = 93	CES53 = 80	CES78 = 79
CES04 = 72	CES29 = 81	CES54 = 86	CES79 = 82
CES05 = 51	CES30 = 91	CES55 = 83	CES80 = 81
CES06 = 52	CES31 = 83	CES56 = 77	CES81 = 51
CES07 = 44	CES32 = 75	CES57 = 75	CES82 = 92
CES08 = 42	CES33 = 88	CES58 = 76	CES83 = 88
CES09 = 29	CES34 = 88	CES59 = 84	CES84 = 90
CES10 = 79	CES35 = 94	CES60 = 91	CES85 = 65
CES11 = 62	CES36 = 90	CES61 = 82	CES86 = 48
CES12 = 68	CES37 = 97	CES62 = 91	CES87 = 76
CES13 = 45	CES38 = 98	CES63 = 86	CES88 = 78
CES14 = 75	CES39 = 97	CES64 = 70	CES89 = 61
CES15 = 72	CES40 = 94	CES65 = 71	CES90 = 80
CES16 = 48	CES41 = 95	CES66 = 71	CES91 = 80
CES17 = 51	CES42 = 89	CES67 = 70	CES92 = 51
CES18 = 57	CES43 = 80	CES68 = 74	CES93 = 68
CES19 = 74	CES44 = 99	CES69 = 84	CES94 = 44
CES20 = 68	CES45 = 83	CES70 = 72	CES95 = 66
CES21 = 88	CES46 = 81	CES71 = 75	CES96 = 75
CES22 = 81	CES47 = 88	CES72 = 89	CES97 = 76
CES23 = 92	CES48 = 73	CES73 = 68	CES98 = 72
CES24 = 92	CES49 = 82	CES74 = 85	CES99 = 63
CES25 = 73	CES50 = 87	CES75 = 80	



Color Rendition by Hue-Angle Bin



Measure Comparisons



(END OF REPORT)